

Safety on site

C.A 5000 series

*Analogue
multimeters*



- Reinforced safety for your measurements:
 - "Fus" light: HBC fuse test
 - "Voltest™" light: presence of voltage on ohmmeter*
- Automatic zero reset on ohmmeter*
- μ A ranges
- Compact, shockproof case, with "Multistand™" multi-purpose fold-away stand

* for C.A 5003 and C.A 5005

Warranty
3 years

 **CHAUVIN
ARNOUX**

The C.A 5000 series multimeters, for the fanatics of analogue measurement.

We have given specific features to a new range of multimeters to satisfy all the measurement needs of electricians, electro-technicians and electronic engineers of today.


- Electrical safety demands it. They are totally protected and conform to standard IEC 1010-1, Category III/ 600 V.
- Equipped with the multi-purpose "Multistand™" shockproof case, they can be used both on the work site and in the laboratory.
- Lightweight and compact, they are easy to handle.
- Their current ranges are protected by HBC (high breaking capacity) fuses with indication of the condition of the fuses by "Fus" light.
- For the C.A 5003 and C.A 5005 the ohmmeter zero reset is automatic. To avoid any error in use, the "Voltest™" light indicates the presence of voltage on resistance and continuity test.

1
Ø 4 mm safety input terminals

2
"Fus" light
Test of the HBC fuses on current measurement.

3
Analogue scale
With antiparallax mirror for voltage scales.

4
"Voltest™" light
Indicates the presence of voltage on resistance measurement and continuity test.

5
Double insulation 
In accordance with standard IEC 1010-1, rated voltage 600 V, installation category III, degree of pollution 2.


6
Compact shockproof case
Including, on the back, a "Multistand™" multi-purpose sturdy jointed clip: use as a stand, to attach the test prods, ...



▲ Voltage test with the C.A 5003. The black test prod is in the "hands free" position, held in the multi-purpose clip on the back of the instrument.



◀ The jointed clip holds the C.A 5003 in a vertical position for a reading close to the test point.

Direct reading of the motor current with the C.A 5005 and its miniclamp MN 89, originally supplied. The A AC ranges are marked by the "  " symbol and also the readout scale. ▼


Continuity test of a fuse with the C.A 5001. The jointed clip is folded in place as a stand for use on the workbench. ▼



Safety accessories

Numerous accessories* are available to widen the field of application of your multimeter or to give it new functions: crocodile clips, wire grips, voltage probes, current clamps, temperature probes,... Documentation on request.


* conform to standard IEC 1010-2-031

The leads with test prods supplied with the multimeters conform to standard IEC 1010-2-031. 1000 V. Cat III-2 and are  approved.

Connection with positive safety



It is essential to disconnect the leads before opening the cover for access to the battery and the fuses. Rapid opening by 1/4 turn screw, using a coin or a screwdriver.



Specifications	C.A 5001	C.A 5003 ⁽¹⁾	C.A 5005 ⁽¹⁾
DC voltage	8 ranges: 100 mV ... 1000 V		
AC voltage	5 ranges: 10 V ... 1000 V		
Internal resistance	20 k Ω /V		
Working frequency	10 Hz ... 100 kHz depending on range		
DC current	5 ranges: 50 μ A ... 5 A	7 ranges: 50 μ A ... 15 A	6 ranges: 50 μ A ... 10 A
AC current	4 ranges: 5 mA ... 5 A	5 ranges: 1,5 mA ... 15 A	5 ranges: 3 A ... 300 A ⁽²⁾
Resistance	2 ranges: 10 k Ω and 1 M Ω		
Audible continuity test	R < 50 Ω		
Scale in dB for V AC	0 ... +22 dB		
Typical accuracy ⁽³⁾	1.5 % on V DC • 2.5 % on V AC and A AC/DC • 10 % on Ω		
Power supply	1 battery 1.5 V	1 battery 9 V	
Battery life	10 000 measurements of 15 s	10 000 measurements of 10 s	
Electrical safety ⁽⁴⁾	IEC 1010-1 • 600 V/Cat III		
Protection ⁽⁵⁾	HBC fuses 0.5 A and 5 A	HBC fuses 1.6 A and 16 A	HBC fuses 1 A and 10 A
Degree of watertightness	IP 40	IP 53	
Environmental conditions	-10°C ... + 55°C and RH < 90 %		
Dimensions / Weight	160 x 105 x 56 mm / 500 g		

(1) Additional "Voltest™" function to check the possible presence of voltage on resistance and audible continuity test - (2) Limited to 240 A max by the miniclamp MN 89
(3) In % of end of scale - (4) Degree of pollution 2 - (5) Electronic protection and HBC fuses for the current ranges with fuse test light

To tidy away

- The jointed clip has also been designed to tidy away the test prod leads.



For carrying

- A choice of 3 accessories to meet your needs on site



▲ The case



▲ The holster



◀ The shoulder bag

Ordering references

- C.A 5001P01.1965.21E
 - C.A 5003P01.1965.22E
 - C.A 5005 (supplied with miniclamp MN 89)P01.1965.23E
- Supplied with safety leads IEC 1010 with test prods, battery and user manual.
- C.A 5001 set with caseP01.1965.21F
 - C.A 5003 set with caseP01.1965.22F
 - C.A 5005 set with caseP01.1965.23F

Accessories

- Shoulder bag (240 x 230 x 70 mm)P01.2980.33
- Carrying holster (220 x 180 x 75 mm)P01.2980.36
- Carrying case (270 x 200 x 65 mm)P01.2980.37 with foam lining shaped for the C.A 5001 or C.A 5003
- Carrying case (270 x 200 x 65 mm)P01.2980.37A with foam lining shaped for the C.A 5005 and MN 89

Numerous safety accessories IEC 1010. Documentation on request.

Your distributor

TEST & MEASUREMENT DIVISION

FRANCE
190, rue Championnet
75876 PARIS Cedex 18
Tel: +33 1 44 85 44 86
Fax: +33 1 46 27 95 59
e-mail: export@chauvin-arnoux.fr
www.chauvin-arnoux.fr

UNITED KINGDOM
Waldeck House - Waldeck Road
MAIDENHEAD SL6 8BR
Tel: 01628 788 888
Fax: 01628 628 099
e-mail: info@chauvin-arnoux.co.uk
www.chauvin-arnoux.co.uk

 **CHAUVIN
ARNOUX**