

EN COURS



SEFELEC 1000-M

The EATON Insulation Resistance Meter



SEFELEC 1000-M features and benefits:

Insulation measurement up to 200GΩ under 1000 VDC
2 TΩ in option

Measurement voltage adjustable by steps of 1 V
from 20 to 1000 VDC

Programmable test ramps
Ramp up, dwell, fall

Ecran tactile 7" TFT 16 millions de couleurs
pour la programmation, la visualisation des essais
en cours et des résultats

Technologies ARM-Dual core control & Nand 3D
embarquées pour plus de précision, de stabilité et de
répétabilité

DSPs embarqués pour une vitesse de test accrue

Large mémoire interne pour le stockage des
configurations et des résultats de tests

Conforme IEC 61010-2-034, norme de sécurité
spécifique aux mesureurs d'isolement et postes de
rigidité diélectrique.


The **SEFELEC 1000-M** is the new generation EATON insulation resistance meter based and controlled by ARM-Dual Core and DSP technologies providing the best stability and repeatability.

The high accuracy and measurement speed are suitable for quality control or incoming inspection departments.

The sequence mode makes the **SEFELEC 1000-M** easier to use and integrate in a control or a test-bench.

The new SEFELEC Series HMI, with its 7" dual-touch TFT screen, offers simple and intuitive operations.


- Native Ethernet / RS232 / USB / PLC / 0-10 V
- IEEE488-2 interface as an option
- Bus CAN for external additional modules (Scanners)
- SIL2 double safety loop
- Automatic measurement range selection
- Sequence mode to combine several successive tests
- Multi-ramp mode for 3 dwells tests




Powering Business Worldwide

SEFELEC 1000-M : Megohmmeter - Overview

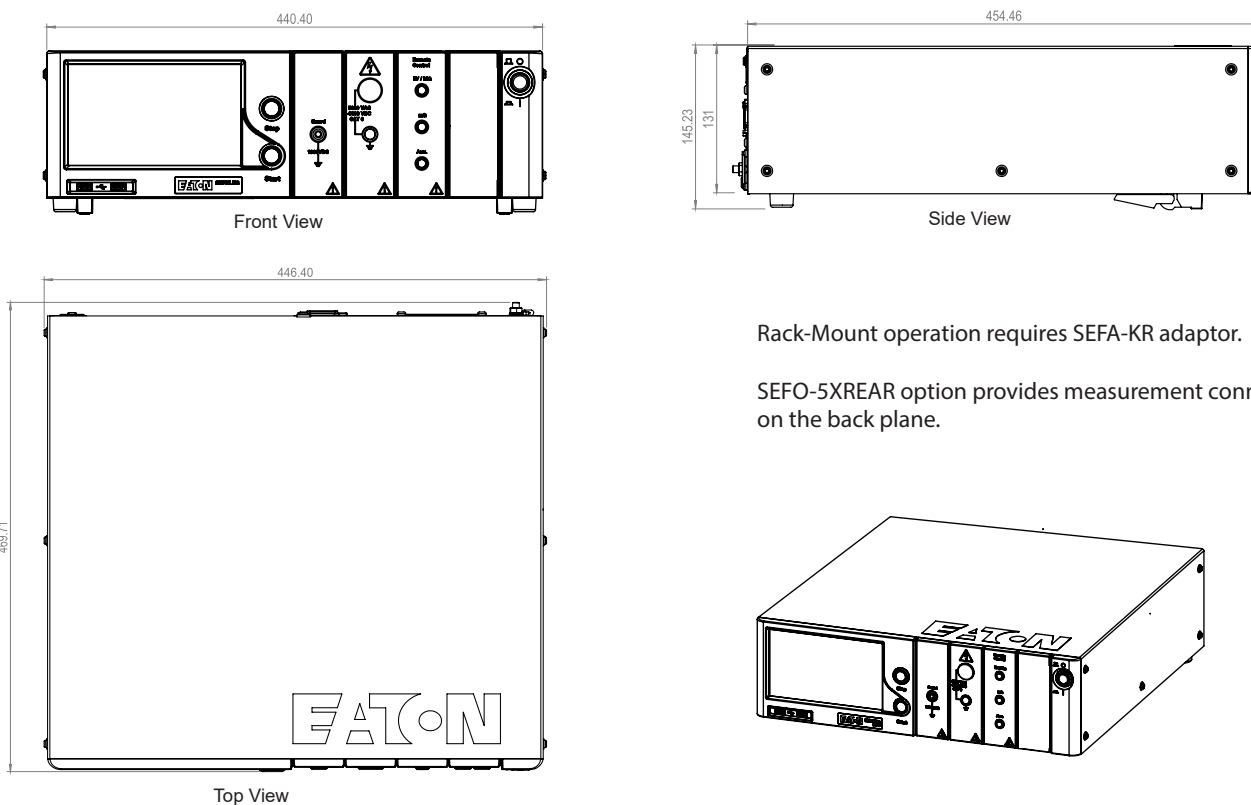
FRONT PANEL



REAR PANEL



DIMENSIONAL DIAGRAMS



SEFELEC 1000-M : Touchscreen - Overview



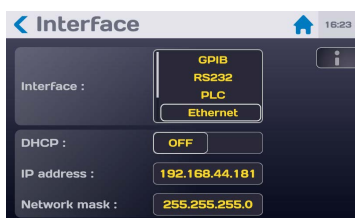
Passed test



Failed test



Permanent mode



Communication configuration



Measurement parameters configuration



Parameters and results storage

SEFELEC 1000-M : Accessories & Options

SEFA-TE65

SEFO-IEEE488



Accessories

- SEFA-TE65-02** ⁽¹⁾ High voltage probe and test lead length 2 meters
- SEFA-CO175-02** ⁽¹⁾ Return lead with 4mm termination length 2 metres.
- SEFA-CO180-02** ⁽¹⁾ High voltage lead without probe for hardwire connection, length 2 meters
- SEFA-KR** 19" rackmount adaptors for SEFELEC 5x series
- SEFA-CO160** Green / red safety lamp

⁽¹⁾ Models also available with leads 5m and 10m long. Part numbers as follows :
SEFA-TE65-05 / SEFA-TE65-10 / SEFA-CO180-05 / SEFA-CO180-10 / SEFA-CO175-05 / SEFA-CO175-10

Options

- SEFO-5XRC** Module raccordement télécommandes
- SEFO-5X2T0** Gamme de mesure 2TΩ
- SEFO-IEEE488** Carte de communication IEEE488-2
- SEFO-5XREAR** Raccordement par le panneau arrière

General Specifications				
Mains	100-240 VAC $\pm 10\%$ 50 to 60 Hz / single phase			
Mains protection	Temporized double fuse T10AH 250V			
Input power	100 VA max.			
Temperature range	Storage		Operation	
	-10°C à +60°C		0°C à +45°C	
Specified accuracy after 1/2 hour warm-up and RH<50 %				
Altitude	Up to 2 000 m			
Relative humidity	80 % max. @ 31°C			
Dimensions & weight	Height	Width	Depth	Weight
	131 mm	440 mm	455 mm	approx. 15 kg

Measurement Voltage	
Programming	20 ... 1000 V DC by steps of 1 V
Voltage generator accuracy	$\pm(1\% + 1V)$ full range and with a current below 100 μ A
Polarity	positive pole grounded
Ripple voltage	< 1% with a current < 100 μ A
Dynamic stability	For $\Delta V_{\text{mains}} = \pm 10\%$ measurement voltage variation < $\pm 1\%$
Maximum current in measurement circuit	2 mA - 20% / +0%
Max D.U.T. capacitance	< 100 μ F (discharge time < 10 s)
Discharge resistor	2,2 k Ω

Resistance Measurement Range					
$(U_{\text{test}} / U_{\text{max generator}}) \times 200G\Omega$ standard version and $(U_{\text{test}} / U_{\text{max generator}}) \times 2T\Omega$ with 2 T Ω option					
	Test voltage	100V	250V	500 V	1000V
	Standard measurement range	100 k Ω to 20 G Ω	250 k Ω to 50 G Ω	500 k Ω to 100 G Ω	1 M Ω to 200 G Ω
	Measurement range with 2 T Ω option	100 k Ω to 200 G Ω	250 k Ω to 500 G Ω	500 k Ω to 1 T Ω	1 M Ω to 2 T Ω

Measurement Accuracy	
Display Resolution	1 999 digits, units in k Ω , M Ω , G Ω et T Ω
Accuracy	% of reading, 1U = 1 digit
	Standard version 200 G Ω With 2 T Ω option and $U_{\text{test}} \leq 200$ V DC With 2 T Ω option and $U_{\text{test}} > 200$ V DC
	$\pm(1,5\% + 1U)$ $\pm(2\% + 1U)$ $\pm(1\% \times U_{\text{test}} / 100 + 1U)$
Capacitance mode	from 1,00 M Ω to 200 G Ω Accuracy : normal mode ± 100 k Ω Input Impedance : 10 M Ω $\pm 1\%$

Measurement Threshold			
Range	50 k Ω to 200 G Ω (or 2 T Ω)		
Thresholds types	1 high and 1 low		
Tests results depending on thresholds (examples)	Low Limit (LL)	R_{measured}	High Limit (HL)
PASS: $R_{\text{measured}} \geq LL$ and HL disabled	10 M Ω	26,1 M Ω	---
PASS: $R_{\text{measured}} \leq HL$ and LL disabled	---	98,0 M Ω	100 M Ω
PASS: $LL \leq R_{\text{measured}} \leq HL$	25 M Ω	63,2 M Ω	70 M Ω
FAIL: $R_{\text{measured}} \geq HL$	45 M Ω	110 M Ω	80 M Ω

Temporisation	
PERMANENT mode	The rise duration set is active. The output voltage rises to the setpoint. Test stops if there is a fault or if pressing the red button on the front panel.
AUTO mode	Test runs in 3 sequences : linear raise up to set voltage (Ramp Up), set output voltage remains applied (Dwell), progressive descent to 0V (Fall)
Ramp Up - Dwell - Fall duration	0,1 à 9999,0 s by steps of 0,1 s
Accuracy	+/- 20 msec

Eaton - Sefelec sas
19 rue des Campanules
F-77185 Lognes
Headquarters
+33 (0)1 64 11 83 42
Services
+33 (0)1 64 11 83 48

Eaton - Sefelec GmbH
Karl- Bold- Str. 40
D-77855 Achern
Zentrale
+49 (0) 7841 640 77 0
Fax
+49 (0) 7841 640 77 29

Please learn more about SEFELEC 5x series
on : Sefelec.com