

C.A 742 - C.A 742 IP2X, C.A 762 - C.A 762 IP2X

Low-voltage two-pole voltage absence testers



The essential VAT before starting any work

- ▶ Full integrated autotest
- ▶ Voltage testing up to 690 V_{AC} (16 2/3 Hz - 800 Hz) / 750 V_{DC}
- ▶ Single-pole phase test
- ▶ Phase sequence testing up to 400 Hz
- ▶ Continuity testing
- ▶ Removable test probe and cable



**IP
65**

▶ IP2X versions for even greater safety

600 V CAT IV

CEI 61243-3

CE 

Measure up



Voltage Absence Testing (V.A.T.), a clearly-defined procedure

In the context of work on installations connected to the electrical distribution network, it is recommended to perform the measurements with the power off (EN 50110-1, NF C 18-510, etc.) to prevent any electrical hazards. The genuine absence of any voltage must be checked using a specific instrument which complies with the IEC 61243-3 standard: a **Voltage Detector**.

Removable:

The cables and test probes can be replaced very easily.

IP2X accessories can be used to comply with the legislation in some countries.

Redundant safety in the event of power supply faults (batteries):

The independent **ELV** (Extra-Low Voltage) LED lights up when the voltage present exceeds 50 V_{AC} / 120 V_{DC}

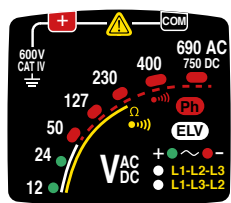
The faster the **ELV** LED flashes, the higher the voltage present.

Full integrated autotest:

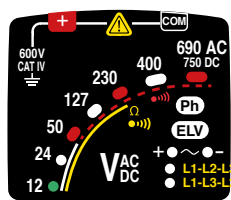
Checking of the power source.

Checking of the indication system.

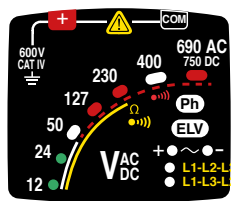
Cable continuity test.



+ ●))) = OK



Low battery



Cable fault

Protective guard:

More than 5 mm thick

Continuity:

The audible and visual continuity test is performed at 100 Ω, in compliance with Appendix B of the standard.

The C.A 762 offers an extended continuity test with visual indications for R < 2 k Ω, 60 kΩ and 300 kΩ.

Indoor and outdoor use:

The IP65 protection rating is higher than recommended, allowing indoor and outdoor use down to -15 °C (type N).



AC and DC voltage testing

The audible and visual AC and DC voltage detection function is characterized by:

- A bargraph made of extra-bright **green** LEDs for voltages under 25 V (very low voltage) and **red** LEDs for hazardous voltages
- One redundant **ELV**
- A loud audio signal which can be heard even in noisy environments



2-wire phase rotation with microprocessor

Simple and quick, phase rotation is a useful function, including for circuits isolated by an isolating transformer.

The indication **L1-L2-L3** (or **L1-L3-L2**) is clear and consensual whatever the convention chosen (clockwise or anticlockwise) for vectorial representation (Fresnel diagram).



IP2X accessories

The IP2X accessory provides extra safety.

In France, the standards and governmental orders impose its use.



Continuity

When no voltage is present, you can quickly perform a continuity test by pressing the Ω key.



C.A. 751 (option): adapter for 2P+E socket with safety clips

The C.A. 751 adapter can be used to check the connection of any 2P+E power visually.

When used with the VAT, it allows phase identification and voltage detection.




Single-pole phase detection

A single contact is sufficient to detect the phase position simply and quickly.



Technical specifications	C.A 742 / C.A 742 IP2X	C.A 762 / C.A 762 IP2X
Voltage detection		
Voltage	12 V ≤ U ≤ 690 V _{AC} 12 V ≤ U ≤ 750 V _{DC}	
Frequency	DC, 16 2/3 Hz to 800 Hz	
Input impedance	> 300 kΩ	> 400 kΩ
Max. peak current	3.5 mA _{RMS}	
Polarity indication	Yes	
Hazardous voltage indication	The red ELV (Extra Low Voltage) LED indicates that the voltage is higher than the SELV (Safety Extra Low Voltage) and the faster it flashes, the higher the voltage present.	
Phase / Neutral identification		
Above 50 V (45 Hz - 65 Hz) Above 150 V (16 2/3 - 45 Hz)		
Continuity with buzzer		
Trigger threshold	100 Ω typical (150 Ω max.)	
Extended continuity test	-	2 kΩ, 60 kΩ, 300 kΩ
Test current	≤ 1 mA	
Open-circuit voltage	≤ 3.3 V	
Protection	up to 1,000 V	
Phase rotation		
Ph/Ph voltage	No	2-wire method
Frequency	-	50 V ≤ U ≤ 690 V _{AC} 45 Hz to 400 Hz
Buzzer		
Intermittent beep for voltage detection and continuous beep for continuity		
IEC 61010 600 V CAT IV		
Standards and electrical safety		
IEC 61243-3 concerning Voltage Detectors/ Voltage Absence Testers (VATs) (DDT/VAT)		
IEC 61326-1, emission and immunity in industrial environments		
Enclosure protection		
Casing: IP65 Test probes (depending on reference and option): IP2X		
Climatic conditions		
Use from -15 °C to +45 °C / 20 %RH to 95 %RH		
Power supply		
2 x 1.5 V (AAA and LR3)		
Battery life		
7,500 x 10 s measurements		7,000 x 10 s measurements
Dimensions /weight		
163 x 64 x 40 mm / 210 g		



* A clever system for stowing the test probe and cable



To order

C.A 742	P01191742Z
C.A 762	P01191762Z
<i>Delivered in blister pack with 1 black Ø 2 mm test-probe lead with crystal safety cap, 1 red Ø 2 mm test-probe lead with crystal safety cap, 1 wrist-strap, 2 x LR03/AAA 1.5 V batteries and & 1 User's Manual in 5 languages.</i>	
C.A 742 IP2X	P01191742A
C.A 762 IP2X	P01191762A
<i>Delivered with 1 set of IP2X Ø 4 mm test-probe leads 0.85 m (black) and 0.25 m (red) long, 1 wrist-strap, 2 x LR03/AAA 1.5 V batteries, 1 User's Manual in 5 languages</i>	
C.A 751 socket tester (adapter for 2P+E sockets)	P01101997Z
Red Ø 2 mm test probe	P01102008Z
Black Ø 2 mm test-probe lead	P01102009Z
Adapter for safety rod (set of 2)	P01102034
Crystal safety cap for Ø 2 mm test probe (x 10)	P01102033
Set of 2 leads 0.25m and 0.85 m long with Ø 4 mm IP2X probes	P01295285Z
Set of 2 leads 1.5 m long with Ø 4 mm IP2X probes	P01295462Z
MF bag 120 x 200 x 60 mm	P01298074
Soft case, 200 x 100 x 40 mm	P01298065Z
Wrist-strap	P03100824



Your distributor

FRANCE
Chauvin Arnoux
 190, rue Championnet
 75876 PARIS Cedex 18
 Tel: +33 1 44 85 44 38
 Fax: +33 1 46 27 95 59
 export@chauvin-arnoux.fr
 www.chauvin-arnoux.com

UNITED KINGDOM
Chauvin Arnoux LTD
 Unit 1 Nelson Ct, Flagship Sq, Shaw Cross Business Park
 Dewsbury, West Yorkshire - WF12 7TH
 Tel: +44 1924 460 494
 Fax: +44 1924 455 328
 info@chauvin-arnoux.co.uk
 www.chauvin-arnoux.com

MIDDLE EAST
Chauvin Arnoux Middle East
 P.O. BOX 60-154
 1241 2020 JAL EL DJIB - LEBANON
 Tel: +961 1 890 425
 Fax: +961 1 890 424
 camie@chauvin-arnoux.com
 www.chauvin-arnoux.com

 **CHAUVIN
ARNOUX**
GROUP