

Line Tracer

Universal Tracing and Locating System

Purposely designed to be used on

- electrical installations,
- various cable networks,
- pipe installations and
- telecommunications



Receiver R10K

Transmitter T10K

Applications

- Tracing cables in walls, ceilings, floor and ground.
- Tracing live or voltage free cables.
- Locating cable interruptions and short-circuits in cables.
- Locating concealed sockets and distribution boxes.
- Locating fuses and assignment to circuits.
- Determining an individual wire in a bundle of wires.
- Tracing pipe installations and other conductive loops.

Key features

- Detection depth up to 2 m can be achieved.
- Works on both, energized and non-energized systems.
- The highly sensitive Receiver R10K detects the injected signal around the measured line or object.
- Three levels of sensitivity adjustment: low, middle and high. Each level can be additionally precisely adjusted.
- Dual, bar-graph and buzzer indicator offers easy indication in dark and noisy environment.

Easy to use in various situations

Determining individual fuses in the switch box with Special Selective Tip Probe



- Method requires a use of Special Selective Tip Probe, supplied in a standard set.
- Pinpoint fuse determination is possible without removing the plastic cover of the switch box.

Determining individual wires and fuses in the switch box



- Tracing method uses A1074 current clamps.
- High accuracy of the method enables pin-point determination of a wire or a fuse.

Determining individual wires in the telecommunication environment




- Locating method requires a use of a test tip, supplied in a standard set.
- High accuracy of the method enables pinpoint determination of a traced conductor.

Tracing hidden paths



- With various arrangements a detection depth on energized lines between 40 to 200 cm can be reached.
- Detection depth up to 40 cm can be obtained on non-energized lines.
- Depending on the cable depth a detection accuracy up to 1 cm can be reached.
- Two probes (standard, selective) can be chosen.

Tracing buried cables in the ground

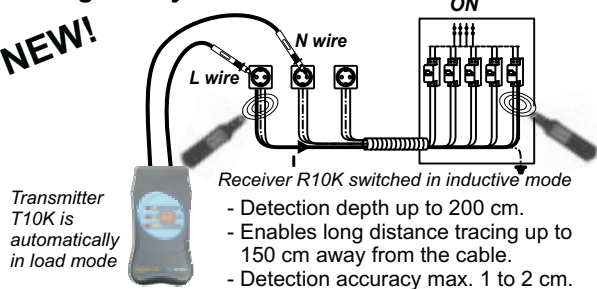


- With various arrangements a detection depth on energized cables between 40 to 200 cm can be reached.
- Detection depth up to 40 cm can be obtained on non-energized lines.

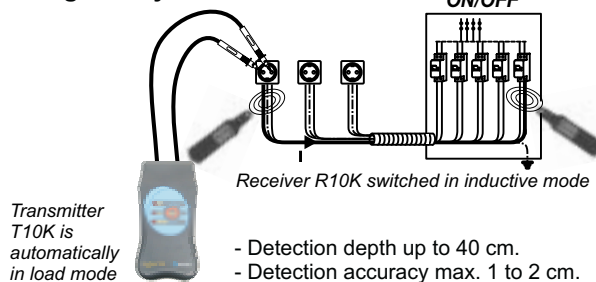
Typical connection schemes

Tracing Cables in Walls, Ceilings, Floor and Ground on Energized Systems!

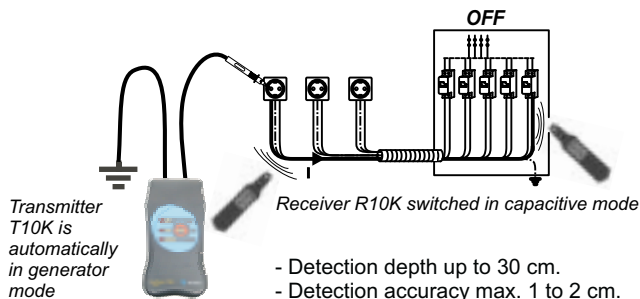
NEW!



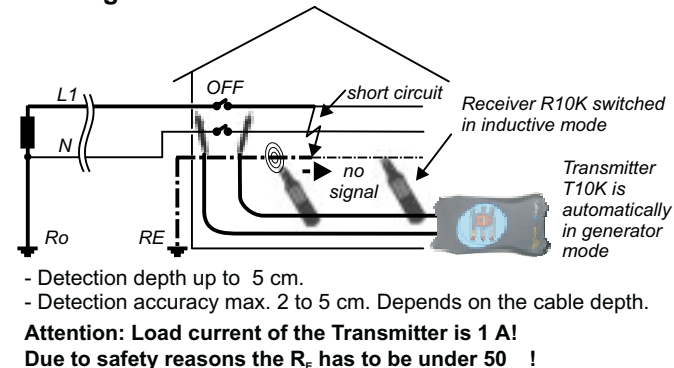
Tracing Cables in Walls, Ceilings, Floor and Ground on Energized Systems



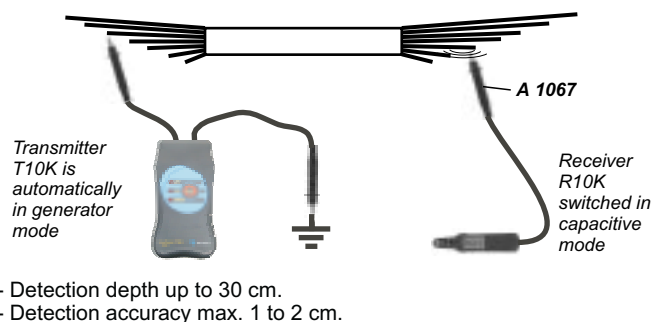
Tracing Cables in Walls, Ceilings, Floor and Ground on Non - Energized Systems



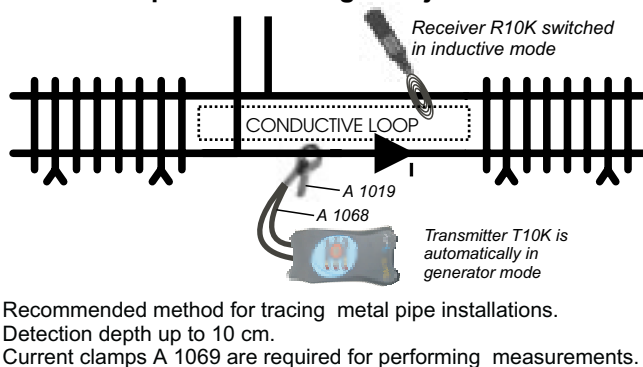
Locating short - circuits in cables



Determining individual wires, fuses, connectors, with special Test Tip



Current clamp for current signal injection



Technical Specifications

Transmitter T10K

Batteries	4 x AA size, (1.5 V)
Low battery indicator	yes
Operating temperature	0 to +40 °C
Storage temperature	-30 to +60 °C
Mass	300 g
Dimensions	80 mm x 50 mm x 150 mm
Operating frequency	10.6 kHz modulated with 4 Hz

Receiver R10K

Battery	1 x PP3 size (9 V)
Low battery indicator	yes
Operating temperature	0 to +40 °C
Storage temperature	-30 to +60 °C
Mass	150 g
Dimensions	45 mm x 45 mm x 210 mm
Selectivity	input band-pass filter 10.6 kHz
Indicators	audio: piezoelectric speaker (70 db) visual: 10 level LED bar-graph stile indicator
Sensitivity	LOW, MIDDLE, HIGH level - keys potentiometer for fine adjustment of signal gain


Standard set



Order No. MI 2093

- Transmitter T10K
- Receiver R10K
- Special Selective Tip Probe
- Test lead 1.5 m for R10, 2 pcs
- Test tip (black), 2 pcs
- Alligator clip, 2 pcs
- Small soft carrying bag
- Instruction manual
- Declaration of conformity
- Production verification data
- Declaration of warranty

Optional Accessories



Order No.:

- A 1019** Current clamp 1000 A / 1A, d = 52 mm
- A 1067** Test lead, 1.5 m for R10K with built-in resistor
- A 1068** Connection cable for clamp
- A 1074** Current clamp 200 A / 0.2 A, d=15 mm

METREL - Measurement and Regulation Equipment Manufacturers d.d.
Ljubljanska 77, 1354 Horjul - SLOVENIA

Tel.: +386 01 75 58 200; Fax: +386 01 75 49 226
http://www.metrel.si; E-mail: metrel@metrel.si

Distributor: